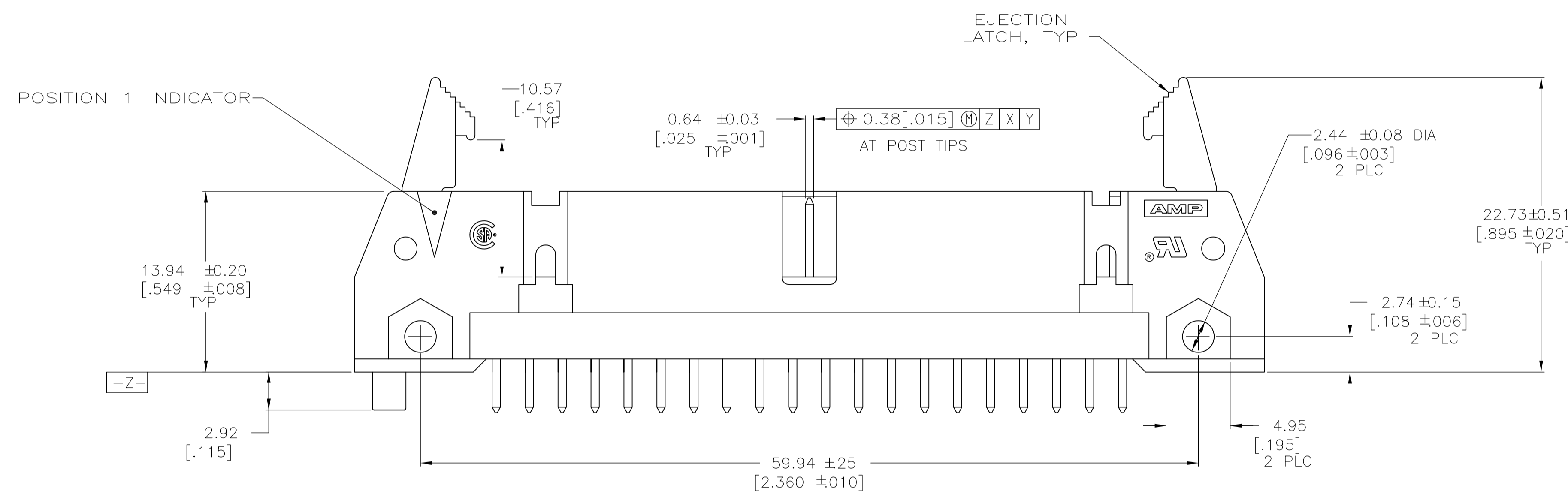
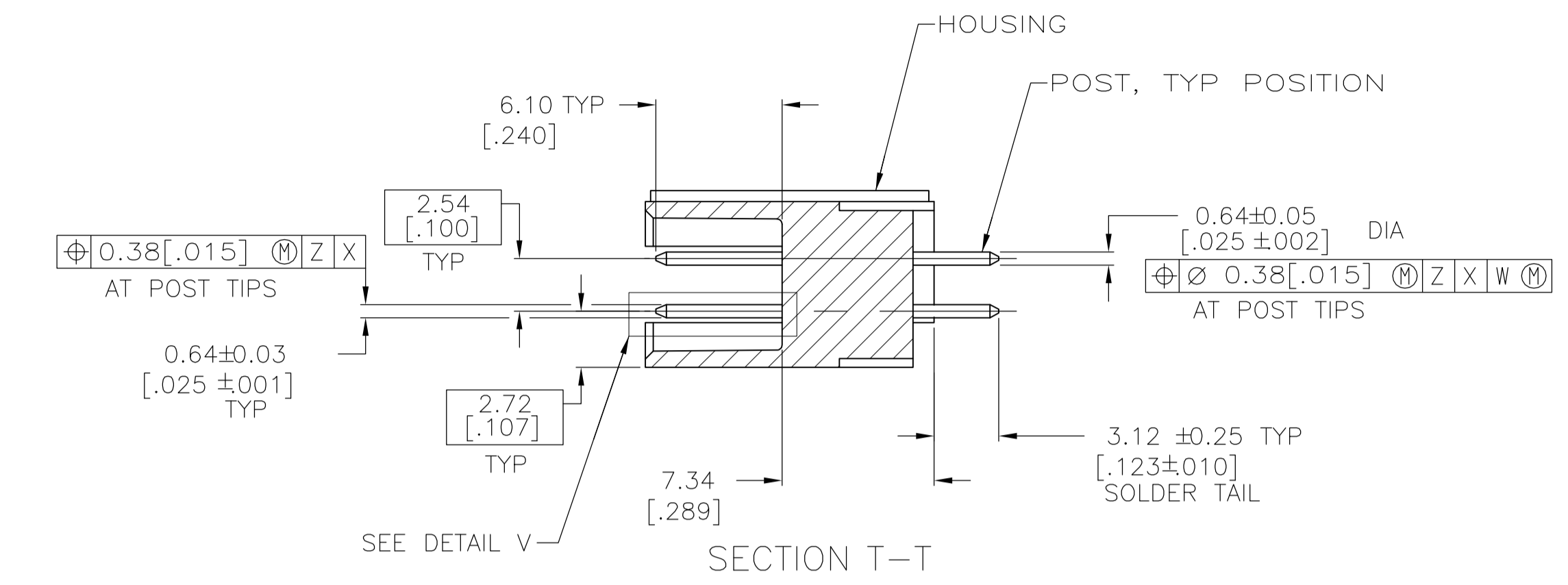
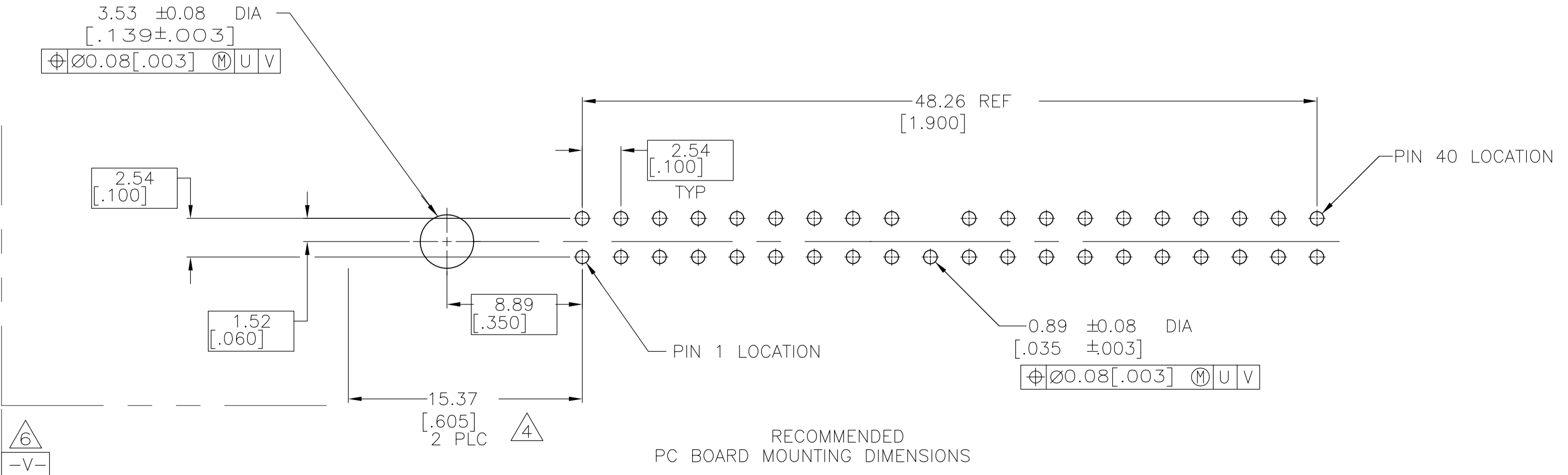
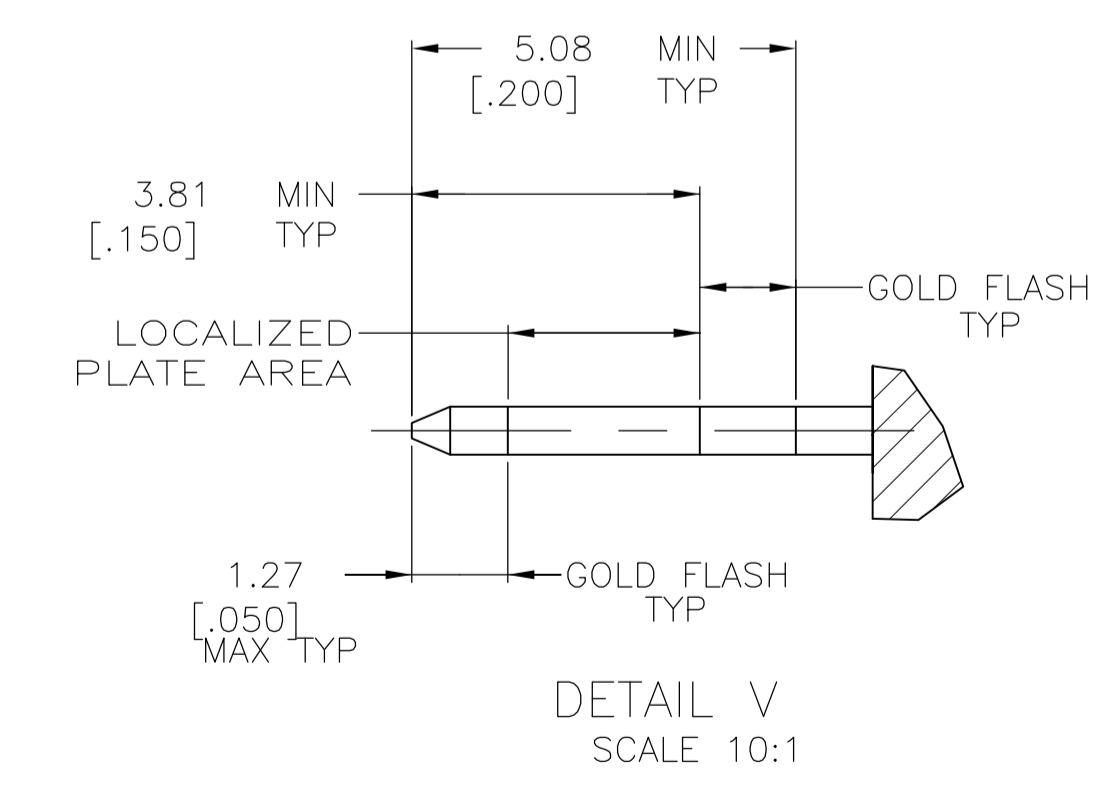
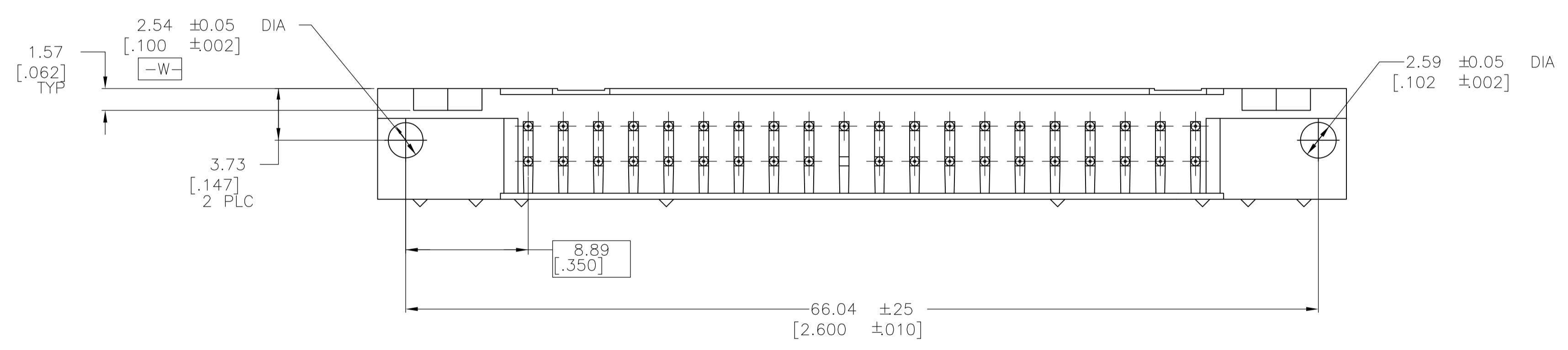


EJECTION LATCHES OMITTED IN THIS VIEW FOR CLARITY



- 1 POST OMITTED IN POSITION 20.
- 2 COORDINATE DIMENSION APPLIES FROM BASIC LOCATION.
- 3 POSTS: GOLD FLASH OVER PALLADIUM-NICKEL PLATE, 0.38µm[.000015] MIN TOTAL ON THE LOCALIZED PLATE AREA, 2.54µm[.000100] MIN TIN PLATE ON THE SOLDER-TAILS, 1.27µm[.000050] MIN NICKEL UNDERPLATE ON THE ENTIRE POST.  
-OR-  
0.38µm[.000015] MIN GOLD PLATE ON THE LOCALIZED PLATE AREA, 2.54µm[.000100] MIN TIN PLATE ON THE SOLDER-TAILS, 1.27µm[.000050] MIN NICKEL UNDERPLATE ON THE ENTIRE POST.
- 4 DISTANCE REQUIRED BY EJECTION LATCHES IN THE OPEN POSITION.
- 5 HOUSING: GLASS FILLED POLYESTER, UL 94V-0 RATED. CONTACT: PHOSPHOR BRONZE.
- 6 DATUMS U & V TO BE ESTABLISHED BY CUSTOMER.



RECOMMENDED PC BOARD MOUNTING DIMENSIONS

BLUE	40	6489700-2
BLACK	40	6489700-1
COLOR	NO OF POS	PART NUMBER

THIS DRAWING IS A CONTROLLED DOCUMENT.		DIN J. REITZEL 13SEP01	Tyco Electronics Corporation Harrisburg, PA 17105-3608
DIMENSIONS: mm [INCHES]		CHK S. BOLASH 13SEP01	
TOLERANCES UNLESS OTHERWISE SPECIFIED:		APVD S. GOOD 13SEP01	NAME HEADER ASSEMBLY, UNIVERSAL, AMP LATCH
0 PLC ± -		PRODUCT SPEC 108-40018	
1 PLC ± -		APPLICATION SPEC	SIZE CASE CODE DRAWING NO
2 PLC ± -		RESTRICTED TO	A1 00779 C=6489700
3 PLC ± ± 0.13 [.005]		SCALE 4:1	SHEET 1 OF 1
4 PLC ± -		REV D	
ANGLES ± -			
MATERIAL 5	FINISH 3	CUSTOMER DRAWING	